



PLAN DE APOYO

ÁREA/ASIGNATURA: INGLÉS
GRADO: 7° GRUPOS: 03
DOCENTE: Paula Andrea Rojas Pulgarín

PLAN DE APOYO ESTUDIANTES CON DESEMPEÑO BAJO.

PERIODO #2

Desarrollo del taller: 40%
Sustentación del taller: 60%

ACTIVIDADES

Imperatives; affirmative and negative

1. Observa las imágenes y escribe el número en el círculo correspondiente a la acción que se está realizando según la información de las oraciones en inglés.

IF YOU WANT TO SAVE THE ENVIRONMENT,

Read the sentences and number the pictures

1. turn off the light when you don't use it.
2. use filters in factories.
3. don't use Coal for heating your houses.
4. use environment friendly deodorants.
5. don't use your private Cars so often.
6. don't pour factory wastes into water.
7. don't use animals in experiments.
8. love all the animals.
9. use environment friendly detergents.
10. don't waste paper.
11. plant more trees and save them.
12. don't cut down the trees.
13. unplug the electric devices after use.
14. use solar energy.
15. don't pour chemicals into your sinks.
16. turn off your taps after use.
17. don't hunt the animals.
18. use public transportation more often.
19. use electric cars.
20. don't throw away rubbish.

2. Observa y lee la información de la receta que aparece a continuación, luego ordena como se solicita según la receta:



COOK Tasty FOOD

Do you like cooking? Here you are a very famous Spanish dish. Learn to cook it.

How to Make a Spanish Tortilla

Torico is a great Spanish chef and his tortilla is delicious. Follow his instructions and learn how to make a wonderful Spanish tortilla. Match the bubbles (a-d) to the pictures (1-4).

When the potatoes and the onion are soft, add the beaten eggs. Then, when the tortilla turns brown, turn it over. Finally, serve the tortilla in a dish. **A**

To make a Spanish tortilla, we need four potatoes, four eggs, an onion, some olive oil and some salt. **B**

Peel the potatoes and the onion and slice them. Then fry them softly in a frying pan in hot olive oil. Add some salt. **C**

Beat the eggs in a bowl with a whisk or a fork. **D**

Now write the instructions of another typical dish you usually eat. Use the imperative to give simple instructions. Then draw a picture.

MY recipe

Ingredients: _____

HOW TO COOK: _____

Verbos Irregulares presente y pasado

3. Completa la información con el pasado de los verbos irregulares según las imágenes y oraciones que se observan a continuación:





























PLAN DE APOYO

Complete the sentences correctly. Write the past tense of the verbs shown.

Simple Past Tense Irregular Verbs

<p>Write the past tense of the irregular verbs below.</p> <p>a. awake</p> <p>b. come</p> <p>c. break</p> <p>d. fall</p> <p>e. have</p> <p>f. know</p> <p>g. lose</p> <p>h. steal</p> <p>i. pay</p> <p>j. take</p> <p>k. bend</p> <p>l. hold</p> <p>m. drink</p> <p>n. say</p> <p>o. catch</p> <p>p. feed</p> <p>q. ring</p>	<p>dig</p>  <p>1. Pete a hole for the plant. 2. Mary and watched him.</p>	<p>stand</p>  <p>3. She the competition. 4. Mark an artist's smock.</p>	<p>win</p> 	<p>wear</p> 		
	<p>bring</p> 	<p>fly</p> 	<p>buy</p> 	<p>draw</p> 		
	<p>5. Sue her mom breakfast. 6. Rodger over the Atlantic.</p>	<p>7. Bob a gift for the party. 8. Sadie a picture in art class.</p>	<p>choose</p> 	<p>sit</p> 	<p>build</p> 	<p>grow</p> 
	<p>9. Beth a helicopter ride. 10. Tom on the ground to work.</p>	<p>11. Paulo a dog house. 12. The lily In a blue pot.</p>	<p>see</p> 	<p>drive</p> 	<p>eat</p> 	<p>fight</p> 
	<p>13. I a bunny costume. 14. Pedro the school bus.</p>	<p>15. She chocolate ice cream. 16. This knight the dragon.</p>	<p>sing</p> 	<p>find</p> 	<p>ride</p> 	<p>blow</p> 
	<p>17. Anna at the concert. 18. I a toy dragon in my box.</p>	<p>19. Cece down the lane. 20. My sister tons of bubbles.</p>	<p>make</p> 	<p>sell</p> 	<p>swim</p> 	<p>sleep</p> 
	<p>21. Allie pizza for lunch. 22. The store school supplies.</p>	<p>23. Carl in the river. 24. Matt in his new bed.</p>				



**INSTITUCIÓN EDUCATIVA JORGE
ROBLEDO**

PLAN DE APOYO

CÓDIGO:
ED-F-09

VERSIÓN: 1

FECHA:07-01-2014 Página
4 de 6
